

## How to pay online for your MRCP(UK) examination

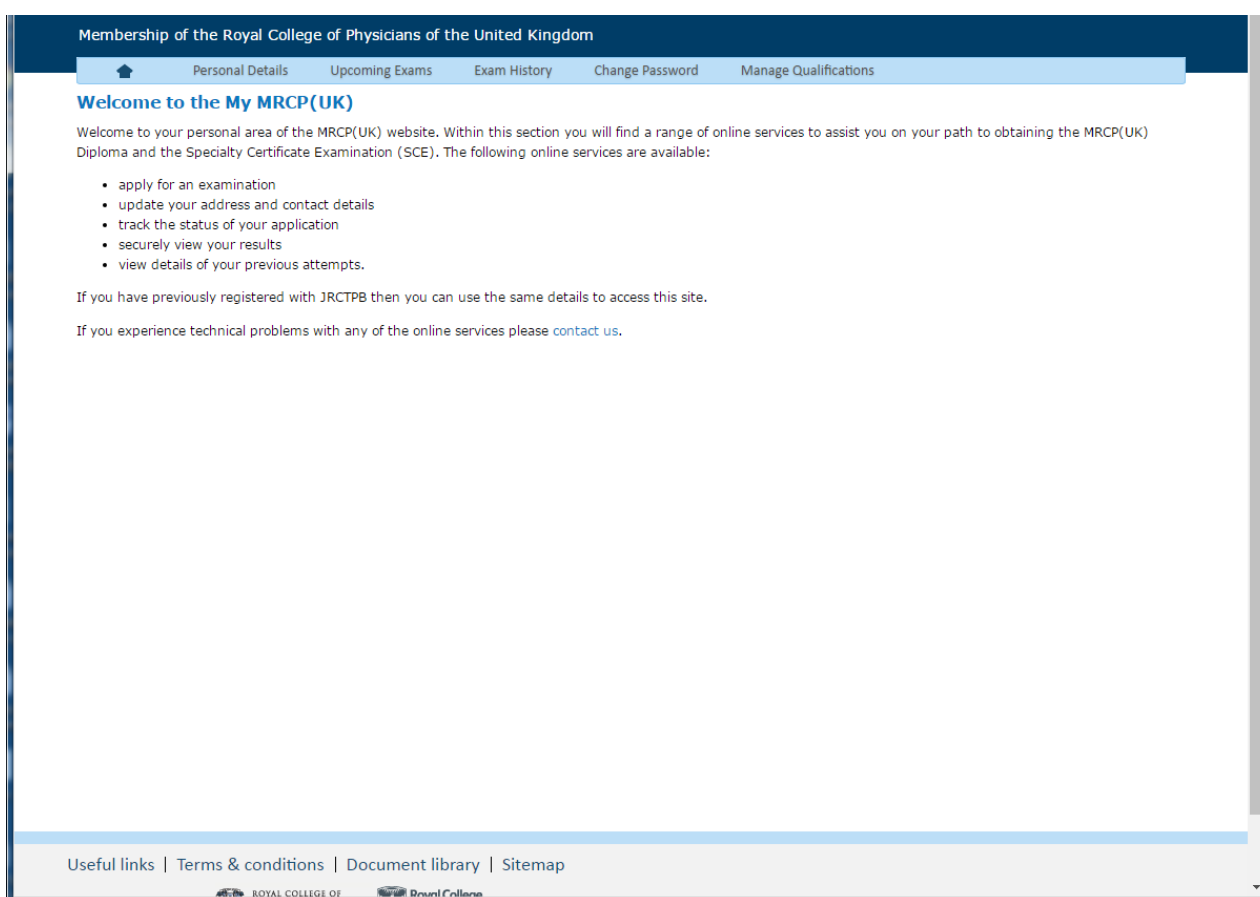
If you attempt to make payment online for the upcoming MRCP(UK) Part 1 examination and it is declined, you can try again by following the below guide.

### Multiple Payment Attempts for Part 1, Part 2 Written and SCE exams

#### Steps to Access the Pay Now Link

- **Step 1 - Log into your MRCP account:** <http://mymrpc.mrcpuk.org/Account/Login.aspx>

Once you have logged in, you will see this welcome screen.



The screenshot shows the 'My MRCP(UK)' welcome page. At the top, there is a navigation bar with the following links: Personal Details, Upcoming Exams, Exam History, Change Password, and Manage Qualifications. Below the navigation bar, the heading 'Welcome to the My MRCP(UK)' is displayed. The main content area contains a welcome message: 'Welcome to your personal area of the MRCP(UK) website. Within this section you will find a range of online services to assist you on your path to obtaining the MRCP(UK) Diploma and the Specialty Certificate Examination (SCE). The following online services are available:'. This is followed by a bulleted list of services: 'apply for an examination', 'update your address and contact details', 'track the status of your application', 'securely view your results', and 'view details of your previous attempts.'. Below the list, there are two additional paragraphs: 'If you have previously registered with JRCTPB then you can use the same details to access this site.' and 'If you experience technical problems with any of the online services please [contact us](#).'. At the bottom of the page, there is a footer with the text 'Useful links | Terms & conditions | Document library | Sitemap' and logos for the Royal College of Physicians and Surgeons of Glasgow, and the Royal College of Physicians.

- **Step 2 - Select 'Exam History' screen.**

Click on the 'Exam History' tab; if you have an incomplete payment status, you will see a 'Pay Now' link next to each exam affected:

The screenshot shows the MRCPUK website interface. The browser address bar displays `mymrcpqa.mrcpuk.org/pages/ExamAttemptHistory.aspx`. The page header includes the MRCPUK logo and the text "Membership of the Royal College of Physicians of the United Kingdom". A navigation menu contains "Personal Details", "Upcoming Exams", "Exam History" (highlighted with a red box), "Change Password", and "Manage Qualifications". Below the menu, the "Exam History" section contains a table with the following data:

Examination Date	Type	Diet
30/06/2016	Part 1	2016/02
10/05/2016, 16/05/2016	Paces	2016/01
04/05/2016, 05/05/2016	Part 2 Written	2016/01 - Pay Now
15/01/2013	Part 1	2013/01

## Step 3 – Candidate chooses Payment Provider.

Selecting the 'Pay Now' link will take you through the online payment process. Your first step is to select the payment provider.

You can try a different payment option if you are experiencing difficulties with payments.

The screenshot shows a web browser window with the URL `mymrpcqa.mrcpuk.org/pages/ExamApplication.aspx?examId=224&genus=2`. The page title is "MRCPUK" and the subtitle is "Membership of the Royal College of Physicians of the United Kingdom". The navigation menu includes "Personal Details", "Upcoming Exams", "Exam History", "Change Password", and "Manage Qualifications". The main content area is titled "Make Online Payment" and displays the following information:

- Examination : Part2 2016/01
- Fee to Pay : £419.00

**Important Note Regarding Card Payments**  
When you click 'Pay' below you will be redirected to a secure payment page. In order to ensure that your payment is processed and logged correctly on the MRCPUK database it is very important that you follow the below instructions. **Failure to do so may result in your payment being declined, processed twice or not recorded correctly on our database making your application incomplete :**

- **Do not** close, refresh or click back from the secure payment page window before, during or after processing of your payment.
- After your payment is successful you will automatically be redirected to the MRCPUK website. **Do Not** close, refresh or click back from the page whilst you are being redirected-this process might take up to 5 minutes.
- During the redirection back to the MRCPUK website you may be asked if you are happy to leave a page with a secure connection - **click yes if asked this question**

It is your responsibility to ensure that your examination fee is paid in full, should your payment be unsuccessful for any reason. Failed payments will result in your application being made incomplete. To correctly process your online payment, please select from the following options.

I wish to pay using a credit/debit card that is registered in one of the following countries; Libya, Myanmar, Pakistan, Sri Lanka, Sudan, Syria, Zimbabwe

I wish to pay using my PayPal account or using a credit/debit card not registered in one of the countries listed above.

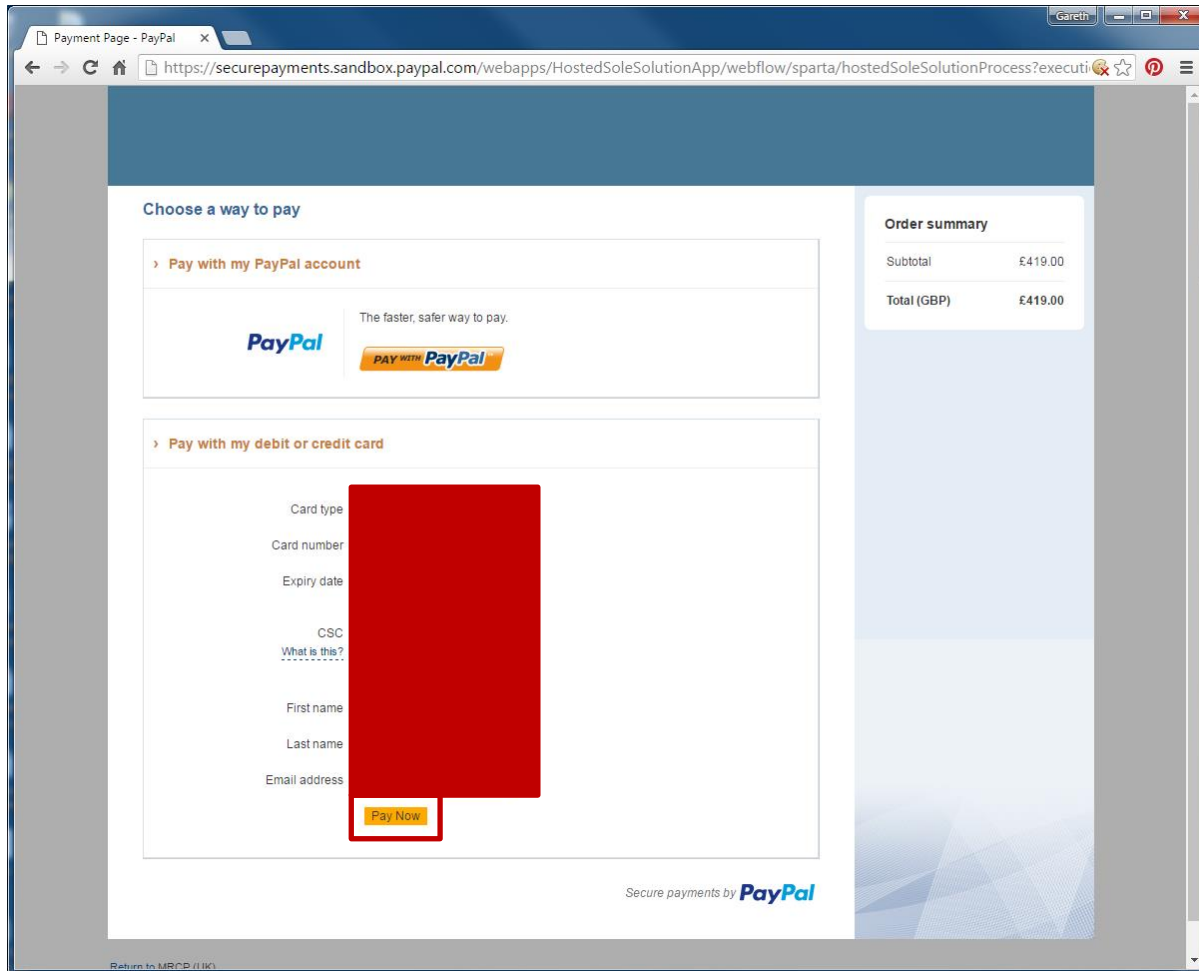
You must select an option.

At the bottom of the form, there are three buttons: "Previous", "Pay", and "Cancel". The "Pay" button is highlighted with a red box.

The final step on this screen is to select the 'Pay' button.

## Step 4 – Complete Payment via Payment Provider (PayPal used as example here)

Enter your card details and select the 'Pay Now' button.



The screenshot shows a web browser window with the URL <https://securepayments.sandbox.paypal.com/webapps/HostedSoleSolutionApp/webflow/sparta/hostedSoleSolutionProcess?executi>. The page title is "Payment Page - PayPal".

The main content area is titled "Choose a way to pay" and contains two sections:

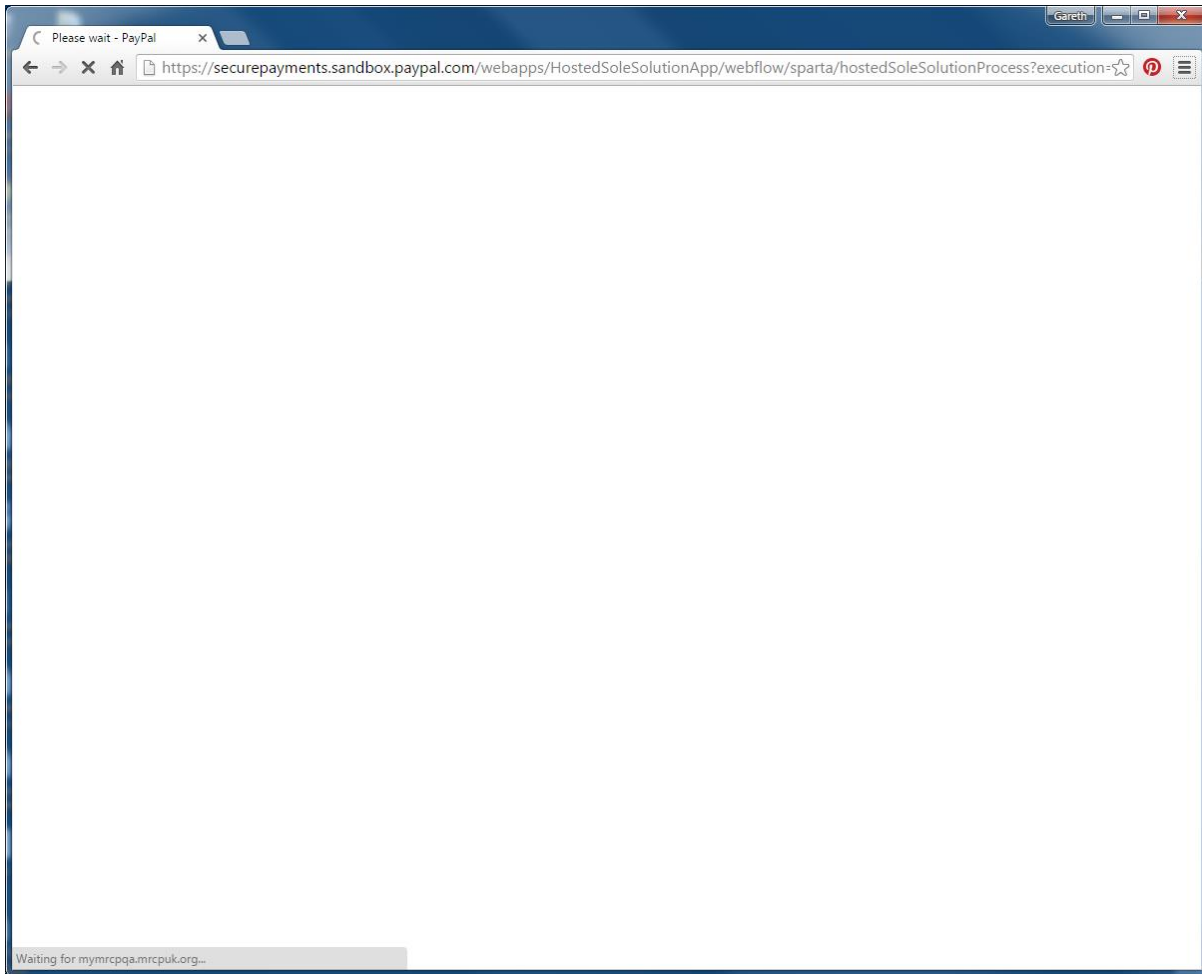
- Pay with my PayPal account**: Includes the PayPal logo and the text "The faster, safer way to pay." with a "PAY WITH PayPal" button.
- Pay with my debit or credit card**: Contains a form with the following fields: Card type, Card number, Expiry date, CSC (with a link "What is this?"), First name, Last name, and Email address. A large red rectangular box obscures the input for Card number, Expiry date, CSC, First name, Last name, and Email address. A yellow "Pay Now" button is located at the bottom of this form and is highlighted with a red border.

On the right side of the page, there is an "Order summary" box with the following details:

Order summary	
Subtotal	£419.00
Total (GBP)	£419.00

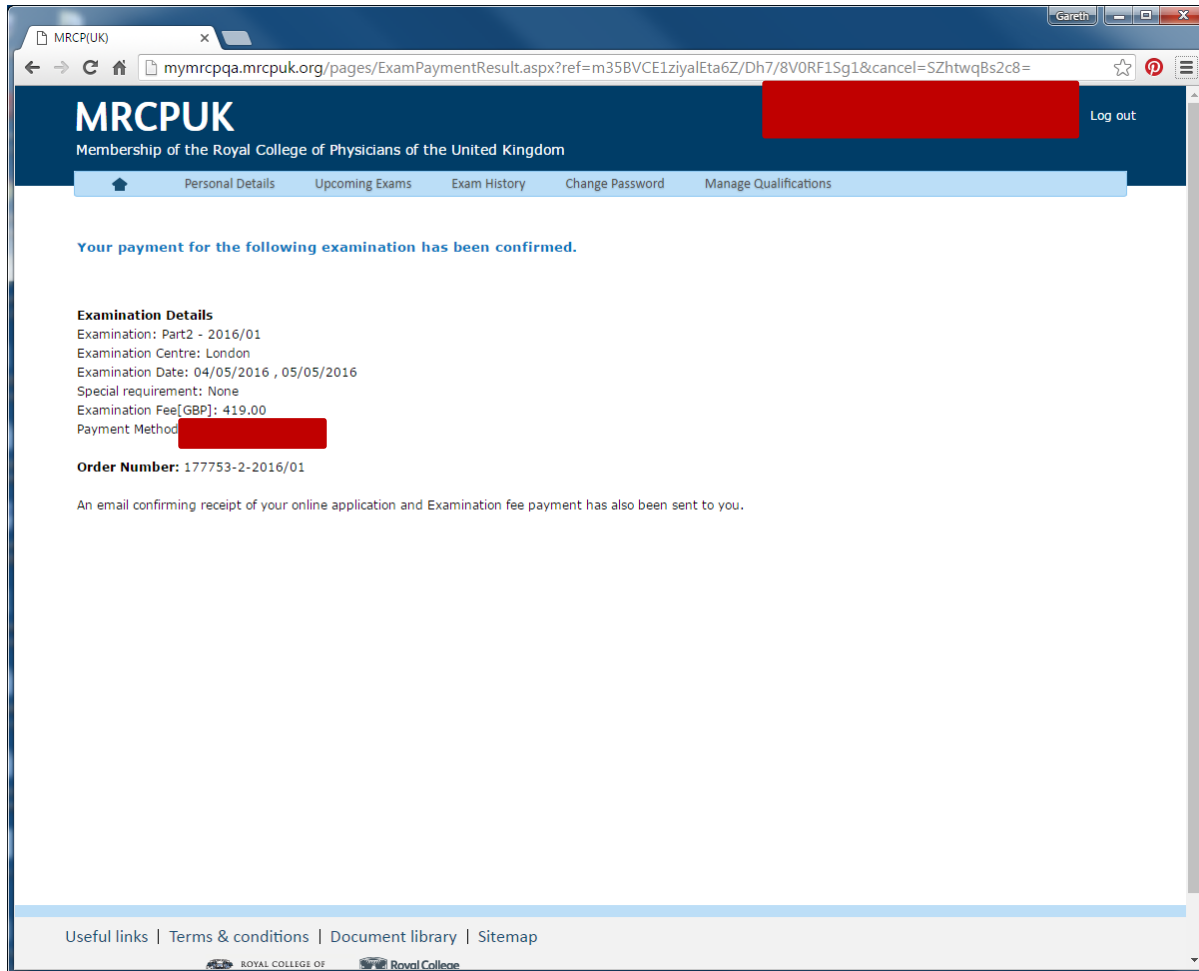
At the bottom of the page, it says "Secure payments by PayPal".

**IMPORTANT:** You might see a blank screen while the payment provider processes the payment (see below). Please do not close this window as might void any attempt at payment.



## Step 5 – Payment Confirmation screen displayed for successful online payments

This screen will be displayed if the online payment was successful.



The screenshot shows a web browser window displaying the MRCPUK payment confirmation page. The browser address bar shows the URL: [mymrcpqa.mrcpuk.org/pages/ExamPaymentResult.aspx?ref=m35BVCE1zizalEta6Z/Dh7/8V0RF1Sg1&cancel=SZhtwqBs2c8=](http://mymrcpqa.mrcpuk.org/pages/ExamPaymentResult.aspx?ref=m35BVCE1zizalEta6Z/Dh7/8V0RF1Sg1&cancel=SZhtwqBs2c8=). The page header includes the MRCPUK logo and the text "Membership of the Royal College of Physicians of the United Kingdom". A navigation menu contains links for "Personal Details", "Upcoming Exams", "Exam History", "Change Password", and "Manage Qualifications". A "Log out" link is visible in the top right corner. The main content area displays the message: "Your payment for the following examination has been confirmed." Below this, the "Examination Details" are listed: Examination: Part2 - 2016/01, Examination Centre: London, Examination Date: 04/05/2016, 05/05/2016, Special requirement: None, Examination Fee[GBP]: 419.00, and Payment Method: [REDACTED]. The "Order Number" is 177753-2-2016/01. A note states: "An email confirming receipt of your online application and Examination fee payment has also been sent to you." The footer contains "Useful links | Terms & conditions | Document library | Sitemap" and logos for the Royal College of Physicians and the Royal College of Surgeons of Glasgow.

## Step 6 – Option to verify payment completed via Exam History screen

If the payment was successful, there will be no 'Pay Now link' displayed.

The screenshot shows the MRCPUK website's Exam History page. The browser address bar displays 'mymrcpqa.mrcpuk.org/pages/ExamAttemptHistory.aspx'. The page header includes the MRCPUK logo and navigation links: Personal Details, Upcoming Exams, Exam History (selected), Change Password, and Manage Qualifications. A 'log out' link is visible in the top right corner.

The 'Exam History' section contains a table with the following data:

Examination Date	Type	Diet
30/06/2016	Part 1	2016/02
10/05/2016, 16/05/2016	Paces	2016/01
	Part2	2016/01
<b>Application Date:</b>	03-May-2016	
<b>Application Status:</b>	Application Received <a href="#">What's this?</a>	
<b>Examination Type:</b>	Part 2 Written	
<b>Examination Diet:</b>	2016/01	
<b>Examination Date:</b>	04/05/2016, 05/05/2016	
<b>Admin Office:</b>	<a href="#">London College</a>	
<b>Exam Fee Paid:</b>	£ 419.00	
<b>Payment Method:</b>	Credit Card	
<b>Examination Centre:</b>	London	
15/01/2013	Part 1	2013/01

At the bottom of the page, there are links for 'Useful links | Terms & conditions | Document library | Sitemap' and logos for the Royal College of Physicians and Surgeons of Glasgow, and the Royal College of Physicians.